




Picture	Type	Model	Product Name	Function Description
Bidirectional Zigbee System Products				
Pt - Series 86 Type Switch				
	Light Switch	TDZ4203M	Zigbee Touch Screen Fluorescent Lamp/Appliance Switch(Max1500W)	It applies ZigBee high-speed bidirectional communication system. The switch uses LED touch screen and is able to control 1-way lighting. The max load for LED lamp is 100W; the max load for normal lamp is 1500W.
		TDWZ4203M	Zigbee Touch Screen Fluorescent Lamp/Appliance Scene Switch(Max1500W)	It applies ZigBee high-speed bidirectional communication system. The switch uses LED touch screen and is able to control 1-way lighting. The max load for LED lamp is 100W; the max load for normal lamp is 1500W. It can receive dry contact signal to realise scene control.
		TDZ4204M	Zigbee Touch Screen crystal lamp Switch(Max1500W)	It applies ZigBee high-speed bidirectional communication system. The switch uses LED touch screen and is able to control 3-way circular lighting. The max load for each LED lamp is 100W; the max load for each normal lamp is 1500W.
		TDZ4404M	Zigbee Touch Screen 2-way Fluorescent Lamp/Appliance Switch	It applies ZigBee high-speed bidirectional communication system. The switch uses LED touch screen and is able to control 2-way lighting or appliance. The max load for each LED lamp is 30W; the max load for each normal lamp is 300W.
		TDZ4405M	Zigbee Touch Screen 3-way Fluorescent Lamp/Appliance Switch	It applies ZigBee high-speed bidirectional communication system. The switch uses LED touch screen and is able to control 3-way lighting or appliance. The max load for each LED lamp is 30W; the max load for each normal lamp is 300W.
		TDZ4406M	Zigbee Touch Screen 4-way Fluorescent Lamp/Appliance Switch	It applies ZigBee high-speed bidirectional communication system. The switch uses LED touch screen and is able to control 4-way lighting or appliance. The max load for each LED lamp is 10W; the max load for each normal lamp is 100W.
		TDZ4401M	Zigbee Touch Screen Dimmer Switch	It applies ZigBee high-speed bidirectional communication system. The switch uses LED touch screen and is able to control 1-way dimming lighting. The max load for LED lamp is 50W; the max load for incandescent lamp is 500W.
	Heavy Current Curtain switch	TDZ4466M	Zigbee one way Touch Screen Automatic Curtain Switch	It applies ZigBee high-speed bidirectional communication system. The switch uses heavy current control and is able to control 1-track curtain.
		TDZ4468M	Zigbee two way Touch Screen Automatic Curtain Switch	It applies ZigBee high-speed bidirectional communication system. The switch uses heavy current control and is able to control 2-track curtain.
	Light Current Curtain switch	TDZ4470M	Zigbee one way Touch Screen Automatic Curtain Switch for TDX4470	It applies ZigBee high-speed bidirectional communication system. The switch uses light current control and is able to control 1-track curtain.
		TDWZ4470M	Zigbee one way Touch Screen Automatic Curtain Scene Switch for TDX4470	It applies ZigBee high-speed bidirectional communication system. The switch uses light current control and is able to control 1-track curtain. It can receive dry contact signal to realise scene control.
		TDZ4472M	Zigbee two way Touch Screen Automatic Curtain Switch for TDX4470	It applies ZigBee high-speed bidirectional communication system. The switch uses light current control and is able to control 2-track curtain.
	Other switch	TDZ4464M	Zigbee Touch Screen Window Opener Switch	It applies ZigBee high-speed bidirectional communication system. The switch is used for open and close of the window.
		TDZ4488M	Zigbee Touch Screen Fingerprint door lock Switch	It applies ZigBee high-speed bidirectional communication system. The switch is used for fingerprint door lock control.
		TDWZ4488M	Zigbee Touch Screen Fingerprint door lock Scene Switch	It applies ZigBee high-speed bidirectional communication system. The switch is used for fingerprint door lock control. It can receive dry contact signal to realise scene control.
		TDZ4485M	Zigbee Touch Screen Fresh Air Switch with three gear	It applies ZigBee high-speed bidirectional communication system. The switch is used for 3-gear fresh air control.
		TDZ4462M	Zigbee Touch Screen mechanical arm Switch	It applies ZigBee high-speed bidirectional communication system. The switch is used for mechanical hand control.
		TDWZ4462M	Zigbee Touch Screen mechanical arm Scene Switch	It applies ZigBee high-speed bidirectional communication system. The switch is used for mechanical hand control. It can receive dry contact signal to realise scene control.
TDZ4463M		Zigbee Touch Screen Conduit valves Switch	It applies ZigBee high-speed bidirectional communication system. The switch is used for water valve control.	
TDWZ4463M		Zigbee Touch Screen Conduit valves Scene Switch	It applies ZigBee high-speed bidirectional communication system. The switch is used for water valve control. It can receive dry contact signal to realise scene control.	

	Other switch	TDWZ6402M	Zigbee Touch Screen 4-way Scene Switch(Max 16 addresses per scene)	It applies ZigBee high-speed bidirectional communication system. The switch is used for 4-channel scene control. Each way is able to program for 16 scenes.
		TDWZ6403M	Zigbee Touch Screen 1-way double control stair hall switch	It applies ZigBee high-speed bidirectional communication system. The switch is able to co-use with TDZ4203 to realize scene linkage of lighting or appliance.
		TDWZ6404M	Zigbee Touch Screen 2-way double control stair hall switch	It applies ZigBee high-speed bidirectional communication system. The switch is able to co-use with TDZ4404 to realize scene linkage of lighting or appliance.
		TDWZ6405M	Zigbee Touch Screen Scene switch for Wind and rain	It applies ZigBee high-speed bidirectional communication system. The switch is used for wind and rain scene linkage control.
		TDZ4486M	Zigbee Touch Screen Electric clothes ainer Switch	It applies to Zigbee system.Bidirectional communication.control Electric clothes ainer
		TDZ4465M	ZigBee Touch Screen Projector Lift Switch	It applies ZigBee high-speed bidirectional communication system. The switch is used to control the crane of the projector.

Au - Series 86 Type Switch







	Light Switch	TDZ4203J	Zigbee Touch Screen Fluorescent Lamp/Appliance Switch(Max1500W)	It applies ZigBee high-speed bidirectional communication system. The switch uses LED touch screen and is able to control 1-way lighting. The max load for LED lamp is 100W; the max load for normal lamp is 1500W.
		TDZ4204J	Zigbee Touch Screen crystal lamp Switch(Max1500W)	It applies ZigBee high-speed bidirectional communication system. The switch uses LED touch screen and is able to control 3-way circular lighting. The max load for each LED lamp is 100W; the max load for each normal lamp is 1500W.
		TDZ4404J	Zigbee Touch Screen 2-way Fluorescent Lamp/Appliance Switch	It applies ZigBee high-speed bidirectional communication system. The switch uses LED touch screen and is able to control 2-way lighting or appliance. The max load for each LED lamp is 30W; the max load for each normal lamp is 300W.
		TDZ4405J	Zigbee Touch Screen 3-way Fluorescent Lamp/Appliance Switch	It applies ZigBee high-speed bidirectional communication system. The switch uses LED touch screen and is able to control 2-way lighting or appliance. The max load for each LED lamp is 30W; the max load for each normal lamp is 300W.
		TDZ4406J	Zigbee Touch Screen 4-way Fluorescent Lamp/Appliance Switch	It applies ZigBee high-speed bidirectional communication system. The switch uses LED touch screen and is able to control 4-way lighting or appliance. The max load for each LED lamp is 10W; the max load for each normal lamp is 100W.
		TDZ4401J	Zigbee Touch Screen Dimmer Switch	It applies ZigBee high-speed bidirectional communication system. The switch uses LED touch screen and is able to control 1-way dimming lighting. The max load for LED lamp is 50W; the max load for incandescent lamp is 500W.
	Light Current Curtain switch	TDZ4470J	Zigbee one way Touch Screen Automatic Curtain Switch	It applies ZigBee high-speed bidirectional communication system. The switch uses heavy current control and is able to control 1-track curtain.
		TDZ4472J	Zigbee two way Touch Screen Automatic Curtain Switch	It applies ZigBee high-speed bidirectional communication system. The switch uses heavy current control and is able to control 2-track curtain.
	Heavy Current Curtain switch	TDZ4466J	Zigbee one way Touch Screen Automatic Curtain Switch for TDX4470	It applies ZigBee high-speed bidirectional communication system. The switch uses light current control and is able to control 1-track curtain.
		TDZ4468J	Zigbee two way Touch Screen Automatic Curtain Switch for TDX4470	It applies ZigBee high-speed bidirectional communication system. The switch uses light current control and is able to control 2-track curtain.
	Other switch	TDZ4462J	Zigbee Touch Screen Window Opener Switch	It applies ZigBee high-speed bidirectional communication system. The switch is used for open and close of the window.
		TDZ4463J	Zigbee Touch Screen Fingerprint door lock Switch	It applies ZigBee high-speed bidirectional communication system. The switch is used for fingerprint door lock control.
		TDZ4464J	Zigbee Touch Screen Fresh Air Switch with three gear	It applies ZigBee high-speed bidirectional communication system. The switch is used for 3-gear fresh air control.
		TDZ4488J	Zigbee Touch Screen mechanical arm Switch	It applies ZigBee high-speed bidirectional communication system. The switch is used for mechanical hand control.
		TDWZ6402J	Zigbee Touch Screen Conduit valves Switch	It applies ZigBee high-speed bidirectional communication system. The switch is used for water valve control.
		TDWZ6403J	Zigbee Touch Screen 4-way Scene Switch(Max 16 addresses per scene)	It applies ZigBee high-speed bidirectional communication system. The switch is used for 4-channel scene control. Each way is able to program for 16 scenes.
		TDWZ6404J	Zigbee Touch Screen 1-way double control stair hall switch	It applies ZigBee high-speed bidirectional communication system. The switch is able to co-use with TDZ4203 to realize scene linkage of lighting or appliance.
		TDWZ6405J	Zigbee Touch Screen 2-way double control stair hall switch	It applies ZigBee high-speed bidirectional communication system. The switch is able to co-use with TDZ4404 to realize scene linkage of lighting or appliance.








 	Other switch	TDZ4485J	Zigbee Touch Screen Scene switch for Wind and rain	It applies ZigBee high-speed bidirectional communication system. The switch is used for wind and rain scene linkage control.
		TDZ4486J	Zigbee Touch Screen Electric clothes ainer Switch	It applies to Zigbee system. Bidirectional communication. control Electric clothes ainer
		TDZ4465J	ZigBee Touch Screen Projector Lift Switch	It applies ZigBee high-speed bidirectional communication system. The switch is used to control the crane of the projector.

Ag - Series 86 Type Switch (the total quantity of this type should be more than 50pc in one color)

            	Light Switch	TDZ4203R	Single Button 1-gang Lamp/Appliance Switch (max load 1500W)	LED lights, each load $\leq 100W$; ordinary light, each load per channel $\leq 1500W$. ZigBee systems, two-way communication, all the way to control lights or appliances; may also receive dry contact signal, scene linkage control.
		TDZ4204R	Single Button Circle Chandelier Scene Switch (max load 1500W)	LED lights, each load $\leq 100W$; ordinary light, each load per channel $\leq 1500W$. ZigBee systems, two-way communication, open loop control multiple lights.
		TDZ4404R	Single Button 2-gang Lamp/Appliance Switch	LED lights, each load $\leq 30W$; ordinary light, each load per channel $\leq 300W$. ZigBee systems, two-way communication, two-way control lights or appliances.
		TDZ4405R	Double Button 3-gang Lamp/Appliance Scene Switch	LED lights, each load $\leq 30W$; ordinary light, each load per channel $\leq 300W$. ZigBee systems, two-way communication, control three-way lights or appliances.
		TDZ4406R	Three Button 4-gang Lamp/Appliance Scene Switch	LED lights, each load $\leq 10W$; ordinary light, each load per channel $\leq 100W$. ZigBee systems, two-way communication, control four lighting or appliances.
		TDZ4401R	Double Button 1-gang Dimmer Lamp Switch (max load 500W, LED100W)	Incandescent Single $\leq 500W$ LED lights single $\leq 50W$ ZigBee systems, two-way communication, control all the way to the incandescent lamp, can adjust the brightness of the light.
	Light Current Curtain switch	TDZ4470R	Double Button 1-gang Curtain Scene Switch (with TDX4470)	ZigBee systems, two-way communication, control all the way curtains; may also receive dry contact signal, scene linkage control.
		TDZ4472R	Double Button 2-gang Curtain Scene Switch (with TDX4470)	ZigBee systems, two-way communication, two-way control curtains
	Heavy Current Curtain switch	TDZ4466R	Double Button 1-gang Curtain Scene Switch (with TDX4467/4466/4468)	ZigBee systems, two-way communication, control all the way curtains; may also receive dry contact signal, scene linkage control.
		TDZ4468R	Double Button 2-gang Curtain Switch (with TDX4467/4466/4468)	ZigBee systems, two-way communication, two-way control curtains
	Other switch	TDWZ4464R	Double Button Window Opener Scene Switch	ZigBee systems, two-way communication, control the browser window; the rain may also receive dry contact signal detector, can be linked to control the scene.
		TDWZ4488R	Double Button Fingerprint Door Lock Scene Switch	ZigBee systems, two-way communication, remote control fingerprint password lock; can also receive video intercom dry contact signal, scene linkage control.
		TDZ4485R	Double Button Fresh Air/Fun 3-gear Switch	ZigBee systems, two-way communication, can be detected by linkage control storm


Ti - Series 86 Type Switch (the total quantity of this type should be more than 50pc in one color)

     	Light Switch	TDZ4203T	Single Button 1-gang Lamp/Appliance Switch (max load 1500W)	LED lights, each load $\leq 100W$; ordinary light, each load per channel $\leq 1500W$. ZigBee systems, two-way communication, all the way to control lights or appliances; may also receive dry contact signal, scene linkage control.
		TDZ4204T	Single Button Circle Chandelier Scene Switch (max load 1500W)	LED lights, each load $\leq 100W$; ordinary light, each load per channel $\leq 1500W$. ZigBee systems, two-way communication, open loop control multiple lights.
		TDZ4404T	Single Button 2-gang Lamp/Appliance Scene Switch	LED lights, each load $\leq 30W$; ordinary light, each load per channel $\leq 300W$. ZigBee systems, two-way communication, two-way control lights or appliances.
		TDZ4405T	Double Button 3-gang Lamp/Appliance Scene Switch	LED lights, each load $\leq 30W$; ordinary light, each load per channel $\leq 300W$. ZigBee systems, two-way communication, control three-way lights or appliances.
		TDZ4406T	Three Button 4-gang Lamp/Appliance Scene Switch	LED lights, each load $\leq 10W$; ordinary light, each load per channel $\leq 100W$. ZigBee systems, two-way communication, control four lighting or appliances.
		TDZ4401T	Double Button 1-gang Dimmer Lamp Switch (max load 500W, LED100W)	Incandescent Single $\leq 500W$ LED lights single $\leq 50W$ ZigBee systems, two-way communication, control all the way to the incandescent lamp, can adjust the brightness of the light.

      	Light Current Curtain switch	TDZ4470T	Double Button 1-gang Curtain Scene Switch (with TDX4470)	ZigBee systems, two-way communication, control all the way curtains; may also receive dry contact signal, scene linkage control.
		TDZ4472T	Double Button 2-gang Curtain Scene Switch (with TDX4470)	ZigBee systems, two-way communication, two-way control curtains
	Heavy Current Curtain switch	TDZ4466T	Double Button 1-gang Curtain Scene Switch (with TDX4467/4466/4468)	ZigBee systems, two-way communication, control all the way curtains; may also receive dry contact signal, scene linkage control.
		TDZ4468T	Double Button 2-gang Curtain Switch (with TDX4467/4466/4468)	ZigBee systems, two-way communication, two-way control curtains
	Other switch	TDWZ4464T	Double Button Window Opener Scene Switch	ZigBee systems, two-way communication, control the browser window; the rain may also receive dry contact signal detector, can be linked to control the scene.
		TDWZ4488T	Double Button Fingerprint Door Lock Scene Switch	ZigBee systems, two-way communication, remote control fingerprint password lock; can also receive video intercom dry contact signal, scene linkage control.
		TDZ4485T	Double Button Fresh Air/Fun 3-gear Switch	ZigBee systems, two-way communication, can be detected by linkage control storm






Pt - Series 120 Type Switch (the total quantity of this type should be more than 50pc in one color)

           	Light Switch	TDZ4203M-120	120 Type Zigbee Touch Screen Fluorescent Lamp/Appliance Switch(Max1500W)	It applies ZigBee high-speed bidirectional communication system. The switch uses LED touch screen and is able to control 1-way lighting. The max load for LED lamp is 100W; the max load for normal lamp is 1500W.
		TDZ4204M-120	120 Type Zigbee Touch Screen crystal lamp Switch(Max1500W)	It applies ZigBee high-speed bidirectional communication system. The switch uses LED touch screen and is able to control 3-way circular lighting. The max load for each LED lamp is 100W; the max load for each normal lamp is 1500W.
		TDZ4404M-120	120 Type Zigbee Touch Screen 2-way Fluorescent Lamp/Appliance Switch	It applies ZigBee high-speed bidirectional communication system. The switch uses LED touch screen and is able to control 2-way lighting or appliance. The max load for each LED lamp is 30W; the max load for each normal lamp is 300W.
		TDZ4405M-120	120 Type Zigbee Touch Screen 3-way Fluorescent Lamp/Appliance Switch	It applies ZigBee high-speed bidirectional communication system. The switch uses LED touch screen and is able to control 3-way lighting or appliance. The max load for each LED lamp is 30W; the max load for each normal lamp is 300W.
		TDZ4401M-120	120 Type Zigbee Touch Screen Dimmer Switch	It applies ZigBee high-speed bidirectional communication system. The switch uses LED touch screen and is able to control 1-way dimming lighting. The max load for LED lamp is 50W; the max load for incandescent lamp is 500W.
	Light Current Curtain switch	TDZ4470M-120	120 Type Zigbee one way Touch Screen Automatic Curtain Switch	It applies ZigBee high-speed bidirectional communication system. The switch uses heavy current control and is able to control 1-track curtain.
		TDZ4472M-120	120 Type Zigbee one way Touch Screen Automatic Curtain Switch for TDX4470	It applies ZigBee high-speed bidirectional communication system. The switch uses light current control and is able to control 1-track curtain.
	Heavy Current Curtain switch	TDZ4466M-120	120 Type Zigbee two way Touch Screen Automatic Curtain Switch for TDX4470	It applies ZigBee high-speed bidirectional communication system. The switch uses light current control and is able to control 2-track curtain.
	Other switch	TDZ4462M-120	120 Type Zigbee Touch Screen mechanical arm Switch	It applies to Zigbee system. Bidirectional communication. Work together with TDX6840
		TDZ4463M-120	120 Type Zigbee Touch Screen Conduit valves Switch	It applies to Zigbee system. Bidirectional communication. Work together with TDSKSF Conduit valves
		TDZ4464M-120	120 Type Zigbee Touch Screen Window Opener Switch	It applies to Zigbee system. Bidirectional communication. control Window Opener
		TDZ4488M-120	120 Type Zigbee Touch Screen Fingerprint door lock Switch	It applies to Zigbee system. Bidirectional communication. control Fingerprint door lock



	Other switch	TDZ4485M-120	120 Type Zigbee Touch Screen Fresh Air Switch with three gear	It applies to Zigbee system.Bidirectional communication.control Fresh Air with three gear
		TDZ4486M-120	120 Type ZigBee Touch Screen Projector Lift Switch	It applies to Zigbee system.Bidirectional communication.control Projector
		TDZ4465M-120	120 Type Zigbee Touch Screen Electric clothes aier Switch	It applies to Zigbee system.Bidirectional communication.control Electric clothes aier
Controller Products				
	controller	TDWZ6619-H7	Intelligent Home Digital Indoor Gateway(7")	Brushed metal frame; smart home comes with extended functionality, external lighting control, appliance control module; can call each other intercom between terminal; 7 "color TFT LCD resistive touch screen; emergency call button; rapid arming and disarming key, go, home, sleep mode selection; home security alarm and alarm information in situ remote support (fire, theft, gas leak detection, emergency alarm, etc); visual-speaking household support; remote access, support for single-family unlock access information publishing)
		TDWZ6619-H11	Intelligent Home Digital Indoor Gateway(7")	Plastic shell; smart home comes with extended functionality, external lighting control, appliance control module; can call each other intercom between terminal; 7 "color TFT LCD resistive touch screen; emergency call button; rapid arming and disarming key out , home, sleep mode selection; home security alarm and alarm information in situ remote support (fire, theft, gas leak detection, emergency alarm, etc); visual-speaking household support; remote access, single-family unlock access support information publishing)
		TDWZ6616	MiNi - Zigbee Network Service Controller (Including IOS/Android Software)	It applies to Zigbee system,High-speed bidirectional communication. Relevant softwares are attached. To control through the computer indoor or far away. Smaller than TDWZ6617
		TDWZ6617	Zigbee Network Service Controller (Including IOS/Android Software)	It applies to Zigbee system,High-speed bidirectional communication. Relevant softwares are attached. To control through the computer indoor or far away.
		TDWZ6406	Zigbee Touch Screen Wall Mount Centralized Controller with timing	It applies ZigBee high-speed bidirectional communication system. The switch uses colored LED touch screen and is able to realize 3-channel control. The total 3-channel can program for 48 scenes.
	Smart Socket	TDZ4202	Zigbee Smart Socket	It applies to Zigbee system.Bidirectional communication.Max 2200W.smart socket
	IR Transceiver	TDWZ6436	Zigbee IR Transceiver	It applies to Zigbee system,High-speed bidirectional communication.It can be controlled through both local and long-distance telephone and mobilephone anywhere.
	Repeater	TDWZ6001S	Repeater	It use to improve the wireless zigbee signal
	zigbee-RS485 moudle	TDWZ485-YL-CAC	zigbee-RS485 interface AC thermostat controller	It applies to Zigbee system.Bidirectional communication.control Electric clothes aier ,temperature control panel control central air-conditioning's solenoid valve
		TDWZ485-YL-FH	zigbee-RS485 interface floor -heating thermostat controller	It applies to Zigbee system.Bidirectional communication.control temperature control panel control central floor-heating's solenoid valve
		TDWZ485-SK—Security	zigbee-RS485 interface security host	It applies to Zigbee system.Bidirectional communication.Use APP to control security products in home automation system
		TDWZ485-HS—background music	zigbee-RS485 interface background music	It applies to Zigbee system.Bidirectional communication.Use APP to control background music products in home automation system



Relevant Terminal Outlets & Sets

Automatic Curtains





	Light Current Flat-open Curtain	TDX4470(45W)	Flat-open Electric&manual Curtain Motor with assistance(45W)	The motor is both electric and manual driven with a delicated outlook. It uses light current control and has RF receiver, which can directly communicate with the telecontroller.
		TDX4470G	No-adjustment Flat-open Electric&manual Curtain Track	The track is suitable for TDX4470(45W). Fabric curtains are not included.
	Heavy Current Flat-open Curtain	TDX4467(60W)	Flat-open Electric&manual Curtain Motor(60W)	Electric and Manual; easy-adjustment and epuisite facade
		TDX4467G	No-adjustment Flat-open Electric&manual Curtain Track	Electric and Manual; easy-adjustment and epuisite façade
	Heavy Current Flat-open Curtain	TDX4466(45W)	Flat-open Electric Curtain Motor(45W)	Electronic limit, convenient adjustment, bear 45kg
		TDX4466B(45W)	Flat-open Electric Curtain assistant Motor(45W)	When the total length for the rail more than 6 meter,then you need TDX4466B together with TDX4466 for one rail
		TDX4466G	Flat-open Electric Curtain Track	It is suitable with TDX4466 (45W/50W) .Fabric curtains are not included.
	Roller Blind Curtain	TDX4468A	220VAC Roller blind electric curtain Motor(10N)	electric,rolling curtain motor.
		TDX4468B	220VAC Roller blind electric curtain Motor(30N)	electric,rolling curtain motor.
		TDX4469	220VAC Roller blind electric & manual curtain Motor(30N)	electric&manual operation ,rolling curtain motor.
		TDX4468G	Roller blind Electric Curtain Track (φ50)	Quiet track, aluminium pipe,diameter is 50mmFabric curtains are not included.
	Curtain Independent Controller	TDX4463	Curtain Indeptent mini remote controller (for TDX4470)	It work with TDX4470 directly,no need work with any switch
		TDX4465	220VAC Curtain Indeptent 3-way mini remote controller new design	They must work together, working with TDX4466, TDX4467
		TDX4464	220VAC Curtain Independent Switch Controller new design	
		TDX4465-- 110VAC	Curtain Indeptent 3-way mini remote controller	They must work together, working with TDX4466, TDX4467, suit for 110VAC
		TDX4464-- 110VAC	Curtain Independent Switch Controller	

Fingerprint Door Lock

	Door lock controller	TDDW6628	Door Lock WiFi Remote Controller	Independently, can use remote control software APP fingerprint lock
		TDXG350FPCM	Fingerprint & Password Smart Door Lock G350B	Fingerprint, remote control, password, emergency key (4 in 1) Emergency charging interface; regardless of left/right handle; Color: copper, brushed stainless steel
		TDXG380FPCM	Fingerprint & Password Smart Door Lock G380B	Fingerprint, remote control, password, emergency key (4 in 1) Emergency charging interfaces; regardless of left/right handle; Color: copper, brushed stainless steel
		TDXS12FPCML	Waterproof Fingerprint & Password Door Lock S12A	Fingerprint, remote control, password, LCD, emergency key (5 in 1), waterproof, stainless steel, used for outdoor; Emergency charging interfaces; tell left or right handle; Color: copper, brushed stainless steel
		TDXS12FPCM	Waterproof Fingerprint & Password Door Lock S12B	Fingerprint, remote control, password, emergency key (4 in 1), waterproof, stainless steel, used for outdoor; Emergency charging interfaces; tell left or right handle; Color: copper, brushed stainless steel
		TDXZ02FPCML	Fingerprint & Password Smart Door Lock Z02	Fingerprint, remote control, password, LCD, emergency key (5 in 1), Emergency charging interfaces; tell left or right handle; Color: gun gold
		TDXZ02FPCM	Fingerprint & Password Smart Door Lock Z02	Fingerprint, remote control, password, emergency key (4 in 1); Emergency charging interfaces; tell left or right handle; Color: gun gold
		TDXZ12FPCML	Fingerprint & Password Smart Door Lock Z12A	Fingerprint, remote control, password, LCD, emergency key (5 in 1) ; Emergency charging interfaces; regardless of left/right handle; Color: copper,
		TDXZ12FPCM	Fingerprint & Password Smart Door Lock Z12B	Fingerprint, remote control, password, emergency key (4 in 1); Emergency charging interfaces; regardless of left/right handle; Color: copper,
		TDXS2FPCM	Fingerprint & Password Smart Door Lock S2	Fingerprint, remote control, password, emergency key (4 in 1); Emergency charging interface; regardless of left/right handle; Color: copper, brushed stainless steel


Security Products --- wireless by 433MHz/315MHz				
	Security Host and related products	TDSK239K	Security Mainframe with app software(including remote control, alarm, keyboard))	8 wired +8 wireless zones, external keyboard programming, optional 239LED Chinese LCD keypad or LCD keypad; expandable up to 16 keyboard; compatible with Contact ID, SHIKE communication protocol; support the "zero calls" arm / disarm reporting center
		TDSK-239GSM	GSM alarm module work for Mainframe	It has GSM function work with TDSK239K,so that you only plug into SIM card then you can do alarm.
		TDSK-A10	Remote controller (black / white)	in the open air the remote control distance is over 40 meters working together with 239K host machine and 12V monitor
		SK-239LED	Show keyboard	equipped with 239 host machine. LED display, urgent calling button
		TDSK-239LCD	LCD keyboard	equipped with 239 host machine. Chinese&English LCD, urgent calling button
		TDSK-01W	Wireless Emergency Button	Laungh distance<100m and transmission frequence is 315m while working together with security host machine
		TDSK-05W	Wireless transfer	wireless transfer device connected ,transferring between host machine and wireless controller ,work together with 239\968 series host machine
		TDSK-132S	Wireless repeater	Being with two interfaces which can chnace the wire line alarming signal to wireless line alarm info . AC220V, internally installed UPS power supply, 300MApuout, auto-checking timely, water proof
	Infrared Sensor	TDSK-11	Wired Passive Infrared Sensor	DC9V~15V, 10m 110degree, wall hanging installed at 2~2.5m height , optional 3 gear sensitivity suitable for different environment,NC put out
		TDSK-11+	Wired Smart Passive Infrared Sensor	humidity supplement, DC9V~15V, 10m120degree, wall hanging installed at 2~2.5m height, optional 3 gear sensitivity
		TDSK-160L	Wireless Passive Infrared Sensor	humidity supplement, DC6V, 4 pcs No7 battery, detecting distance angle at 10m/120degree, installed at 2~2.5m height, 315M, launch distances 500m(in open air)
		TDSK-135-B	3 in 1 Smart Sensor	Infrared+microwave+intellegent judge, stop pets out of , underview window design, auto temperature supplement, DC9V~15V, 11m110degree, Wall hanging installed at 2~2.5m height, NC putout
		TDSK-181	Curtain Passive Infrared Sensor	humidity supplement, in-ceiling or wall hanging installation, DC9V~15V, 8m15degree, optional 3 gear sensitivity, NO/NC put out
		TDSK-189	In-ceiling Curtain Infrared Sensor	Auto humidity supplement, in-ceiling installation, direction distinguishing, DC9-15V, consumption currents35mA, install at height 2~3.2m, detecting area at 4~4.6m
	Detector	TDSK-03WW	Wireless Magnetic Window Detector	12V, 23A Battery Powered; Double Magnetic Design; Transmitting Distance<100m
		TDSK-03W-2	Wireless Magnetic Door Detector	12V, 23A Battery Powered; Double Magnetic Design; Transmitting Distance<100m
		TDLH-93(II)	Wired Smoke Detector	Operating voltage: DC 12 V; Quiescent Current: ≤8mA; Alarm current: ≤35mA; Operating temperature: -10 ℃ to + 50 ℃; Humidity: ≤95% RH; Alarm output: relay normally open / normally closed; Monitoring area: 20 square meters; Size: φ112 * 41mm
		TDSS-168	Wireless Smoke Detector	Power: 9V alkaline battery or carbon battery; Working current: static current < 10uA; Alarm operating current: 20-25UA; Working environment: 4 ℃ ~ 50 ℃, 10% ~ 90% non-condensing; Smoke sensitivity: No. 217 UL standard; Buzzer sound level intensity: 10 feet to 85 dB
		TDX6842	Combustible Gas Detector	Induction of gas: natural gas/liquefied petroleum gas; Separate audible alarm, online alarm optional, excluded automatically reset alarm, Power: AC 220V; Power consumption≤5W; Buzzer sound volume level: ≥70dB / m; Alarm concentration: 15% LEL; Restore concentration: 8% LEL; Operating temperature: -10 ℃ to + 40 ℃; Relative humidity: ≤90% RH; Alarm concentration error: ≤ ± 5% LEL; Size: 120 * 70 * 43mm ,
		TDXFY	Wind and rain sensor	Wind and rain sensor
		TDXSW	Water level detector	Water level detector
	Indoor Ancillaries	TDX6840	Mechanical arm	Mechanical arm
		TDSKSF	Water level	Water level
	Dimmer LED Energy Saving Lamp			
	LED Lamp	TDX4306 (S)	Dimming LED Lamp, 6W,soft light, silver	the dimming LED lamp of other suppliers need debug to match with TDZ4401; 6W , soft light , E27 screw lamp socket
		TDX4304	LED lamp, 7W,soft light, black	6W , soft light , E27 screw lamp socket

Delay IR Sensor				
	PIR Sensor	TDX6820C	PIR Sensor (ceiling type)	Independent application,circle. To be installed in the ceiling; Detection Range: up to 10m; Detection Angle:100°; Power supply: AC 220V / 50Hz;
		TDX6820R	PIR Sensor (wall type)	Independent application , square, To be installed in the 86 switch; Detection Range: up to 10m; Detection Angle: 360°; Power supply: AC 220V / 50Hz;
		TDX360R	PIR sensor (ceiling type)	Independent application,circle. To be installed in the ceiling; Detection Range: up to 10m; Detection Angle: 360°; Power supply: AC 220V / 50Hz;
		TDX360H	PIR sensor (Outside type)	Normally it use in outside; Detection Range: up to 10m; Detection Angle: 140°; Power supply: AC 220V / 50Hz;
Network Camera				
	Network Camera	TDXWS7824	WiFi Megapixels HD IP camera (indoor)	1) H.264 CMOS 100 million pixels; 2) 3.6mm lens, IR 10 meters; 3) Built-in IR-CUT, dual-filter; 4) maximum support 32G TF card storage; 5) Support ONVIF 2.0 protocol; 6) monitor and support two-way voice intercom; 7) Support multi-stream 720P, VGA, QVGA; 8) the level of head: 355 ° vertical head: 90 °; 9) Power DC 5V 2A.
		TDXWS7837	WiFi Megapixels HD IP camera (indoor)	1) H.264 CMOS 100 million pixels; 2) 3.6mm lens, IR 10 meters; 3) Built-in IR-CUT, dual-filter; 4) Maximum support 64G TF card storage; 5) Support ONVIF 2.0 protocol; 6) monitor and support two-way voice intercom; 7) Support multi-stream 720P, VGA, QVGA; 8) the level of head: 355 ° vertical head: 120 °; 9) Power DC 5V 2A.
		TDXWS7815	WiFi Megapixels HD IP camera (outdoor)	1) H.264 CMOS 100 million pixels; 2) 3.6mm lens, IR 15 meters; 3) Built-in IR-CUT, dual-filter; 4) Maximum support 64G TF card storage; 5) Support ONVIF 2.0 protocol; 6) Support multi-stream 720P, VGA, QVGA; 7) Power DC 12V 1A.
		TDXWS7833	WiFi Megapixels HD IP camera (outdoor)	1) H.264 CMOS 100 million pixels; 2) 2.8-12mm lens, 4x zoom, infrared 15 m; 3) Built-in IR-CUT, dual-filter; 4) Maximum support 64G TF card storage; 5) the level of head: 355 ° vertical head: 85 °; 6) Power DC 5V 2A.
		TDXHKI3W	WiFi EXIR Network Bullet Camera (outdoor)	Outdoor monitoring ,need adapter and power ;with the relevant NVR , realize to video in the local hard disks.
	Hard Disk Recorder	TDX7604N	NVR Network Hard Disk Recorder (4 interface)	to store recorded videos ,without hard disks ,need outsourcing .it can hold a hard disk .
		TDX7608N	NVR Network Hard Disk Recorder (8 interface)	to store recorded videos ,without hard disks ,need outsourcing .it can hold a hard disk .
		TDX7616N	NVR Network Hard Disk Recorder (16 interface)	to store recorded videos ,without hard disks ,need outsourcing .it can hold a hard disk .
AV Series Products				
	Background Music System	TDXBM206	AV Multimedia controller(485 port)	The background music of other supplier need debug to match . Controlled by 485 module through zigbee . Wired: the bottom case size :180*110*60mm ,220V L&N wire,the speaker wire to ceiling speaker (4 interfaces),two wires to the TDXBM200. Specification : 7 inch screen , with wifi; application: realize to background .music function , android system .
		TDXBM200	AV Multimedia branch controller	background music wired : reserved 86 holder ,220V L&N wires,the speaker wire to ceiling speaker (2 interfaces), two wires to the TDXBM206. specification:86*86*52mm Application: realize to background music function,bluetooth function ,FM radio function etc.
		TDXBM404	Ceiling Speaker	suit for TDXBM206

Thermostat system				
	Thermostat Panel	TDXYLA	Central air-condition thermostat	Control panel from other manufacturers to provide communications protocols, analyzing for matching; wiring: performed hole 86mm (deepened to 10cm), 220V N Wire, fan wire, cooling valve wire useage: use mobile phones control central air conditioner, temperature etc.
		TDXYLD-D	Floor heating thermostat(Electric)	The control panel from other manufacturers need to provide the communication protocol to the matching test for ZigeBEE system; temperature control.
		TDXYLD-W	Floor heating thermostat(Water)	The control panel from other manufacturers need to provide the communication protocol to the matching test for ZigeBEE system; temperature control
Window opener				
  	Window opener	TDXLT	Chain Drive Window Opener (Within 0.4 meter)	if the length more than 0.4 meters, need to customized; in ZigeBEE system, applicable to the side open window
		TDXCT	Sliding Window Opener(Within 1 meter)	If the length more than 1 meter,then when add 10cm,the total price will increase 10\$.If it is Two-way push and pull,then total price will increase more 50\$
		TDXLG	Screw Window Opener(Within 0.4 meter)	if the length more than 0.4 meters, need to customize, suitable for ZigeBEE system.

Please continue to the next page

Building Intercom Management System --- Hot Selling Products

	Building intercom system	TDX6619-H7	Digital video intercom indoor extension(7")	Brushed metal frame;each can call intercom between the terminal; 7 "color TFT LCD resistive touch screen; emergency call button; rapid arming and disarming key, go, home, sleep mode selection; home security alarm and alarm in place information remote support (fire, theft, gas leak detection, emergency alarm, etc; visual-speaking household support; remote access, single-family access lock; support information dissemination functions; plus expansion board can be extended with smart home functions, external lighting control, appliance control module;)
		TDX6619-H11	Digital video intercom indoor extension(7")	Plastic shell; each can call intercom between the terminal; 7 "color TFT LCD resistive touch screen; emergency call button; rapid arming and disarming key, go, home, sleep mode selection; home security alarm and alarm information in place remote support (fire, theft, gas leak detection, emergency alarm, etc; visual-speaking household support; remote access, single-family access lock; support information dissemination functions; plus expansion board with a smart home extensions, external lighting control, appliance control module;)
		TDX6619-BD4-IC	Digital Building Unit (Villa Walls) Host-4.3"	internally installed net working ACS module,installing in the entrance/exit gate of first floor or ground floor Smart& fashionable aluminum made metal appearance Internally installed 650 TVlineCCD camera White LED night light supplement lamp; could achieve calling between all indoor terminals and one way call between manager Hollow metal buttons, corrosion-proof ACS swipe card function ; support IC / ID cards; support the elevator linkage control (alternative)
		TDX6619-BD4-ID		
		TDX6619-BD7-IC	Digital Building Unit (Villa Walls) Host-7"	internally installed net working ACS module,installing in the entrance/exit gate of first floor or ground floor Smart& fashionable aluminum made metal appearance Internally installed 650 TVlineCCD camera White LED night light supplement lamp; could achieve calling between all indoor terminals and one way call between manager Capsense button,comfortable tough feeling, ACS swipe card function ; support IC / ID cards; support the elevator linkage control (alternative)
		TDX6619-BD7-ID		
		TDX6619-DR-IC	Digital Building Room (Villa) Doorphone	internally installed net working ACS module,installing in the entrance/exit gate of first floor or ground floor Smart& fashionable aluminum made metal appearance Internally installed 650 TVlineCCD camera White LED night light supplement lamp; could achieve calling between all indoor terminals ACS swipe card function ; support IC / ID cards; support the elevator linkage control (alternative)
		TDX6619-DR-ID		
		TDX6619-DR2-IC	Digital Building Room (Villa) Doorphone	internally installed net working ACS module,installing in the entrance/exit gate of first floor or ground floor Smart& fashionable aluminum made metal appearance Internally installed 650 TVlineCCD camera White LED night light supplement lamp; could achieve calling between all indoor terminals and one way call between manager ACS swipe card function ; support IC / ID cards; support the elevator linkage control (alternative)
		TDX6619-DR2-ID		
		TDX6619-DRM-IC	Digital Access Card Reader	Built-in network access control module is installed on the first floor, and a negative one unit entrances, aluminum metal exterior exquisite fashion ACS swipe card function ; support IC / ID cards;
		TDX6619-DRM-ID		
		TDX6619-P	Digital intercom system power (12V/1.5A)	DC12V 1.5A ,Supplying power to host machine of building unit/wall ,management machine (with function of supplying and releasing power system ,without battery)
			Digital intercom system power (12V/3.5A)	DC12V 3.5A ,Supplying power to host machine of building unit/wall ,management machine (with function of supplying and releasing power system ,without battery)
			Digital intercom system power (12V/5A)	DC12V 5A ,Supplying power to host machine of building unit/wall ,management machine (with function of supplying and releasing power system ,without battery)
			Digital intercom system power (12V/10A)	DC12V 10A ,Supplying power to host machine of building unit/wall ,management machine (with function of supplying and releasing power system ,without battery)
TDX6619-GVC	Manage Center	Built-in 7-inch color LCD module, the host can receive calls and indoor extension, residents can call any extension, to achieve double-talk. Receiving indoor extension of the newspaper callsign to talk to, to unlock remote host unit. Two-way conversation with the indoor terminal, the door machine; personalized custom interface support;support for multiple languages optional boot interface and supports hot swap; can be self-made		

On Behalf Of
TIANJIN TAIYITO TECHNOLOGY CO.,LTD --- Intelligent Community Products & Solution Provider